

MC38-hFOLR1

Strain Information

Cat. NO. NM-S13-TM43

Cell Line MC38-*IgS2^{em1}(FOLR1)^{Smoc}*

Strain State Validation of tumorigenic capacity completed

Model A FOLR1 expression cassette was knocked into the H11 locus.

Description *Literature published using this strain should indicate: MC38-hFOLR1 cell line (Cat. NO. NM-S13-TM43) was purchased from Shanghai Model Organisms Center, Inc..

Validation Data

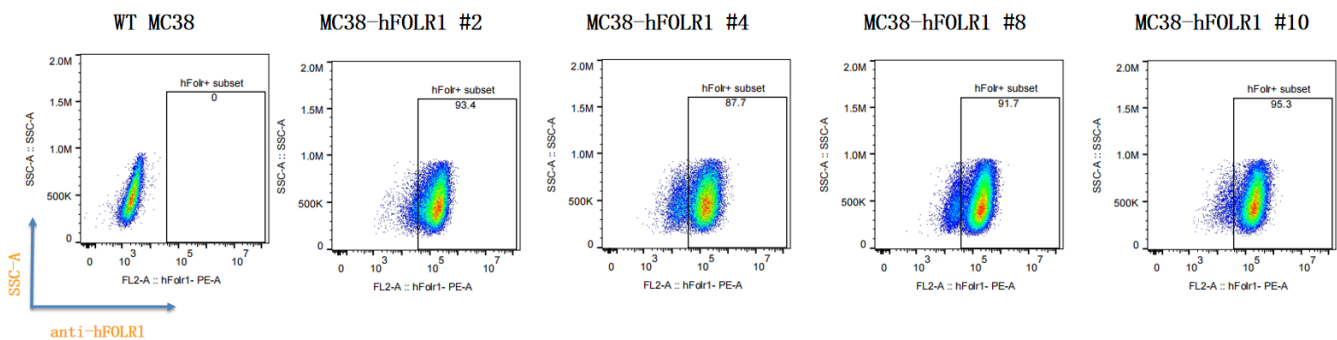


Fig1. hFOLR1 expression in in vitro cultured cells of MC38-hFOLR1.

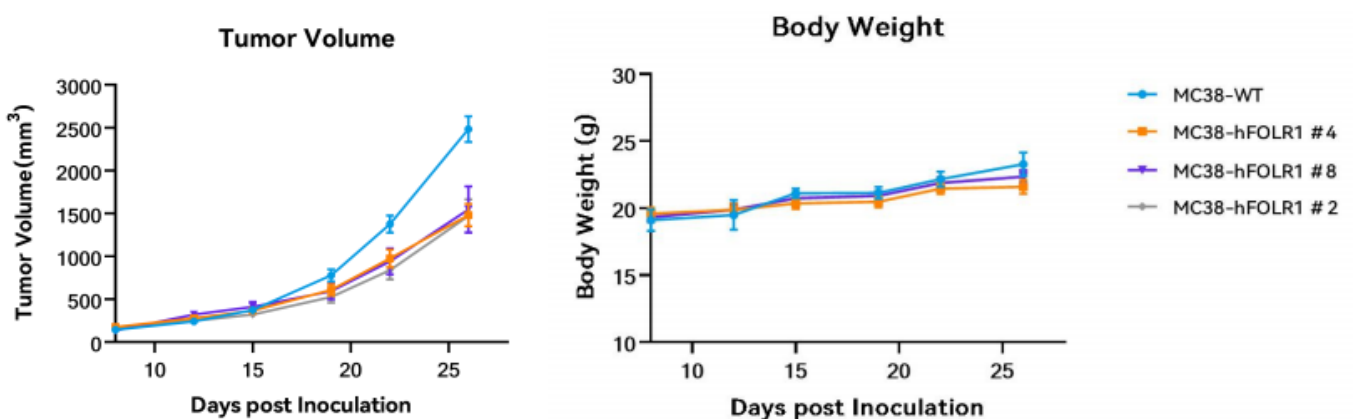


Fig2. *In vivo* validation of MC38-hFOLR1 in C57BL/6 mice. C57BL/6 mice were inoculated with MC38-hFOLR1 subcutaneously at 1×10⁶ cells/mouse inoculum for tumor development. Note:

MC38-hFOLR1 (clone #8) is recommended for *in vivo* studies.

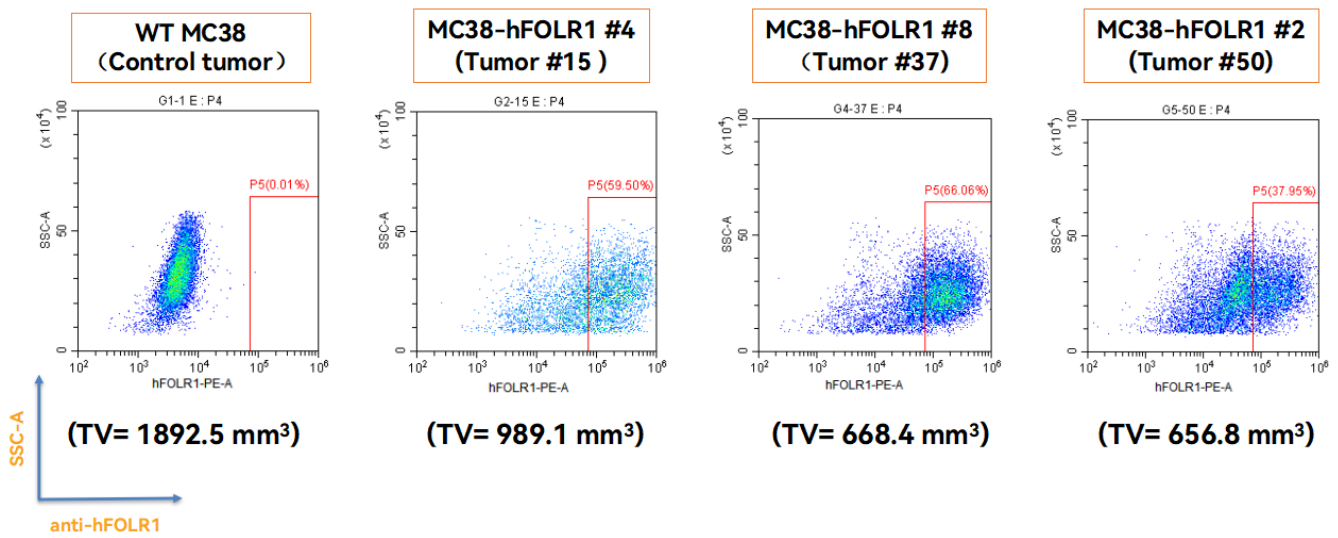


Fig3. hFOLR1 expression in tumors after *in vivo* growth of MC38-hFOLR1 in wild type C57BL/6 mice. The tumors were collected at day 22 post tumor cell inoculation.

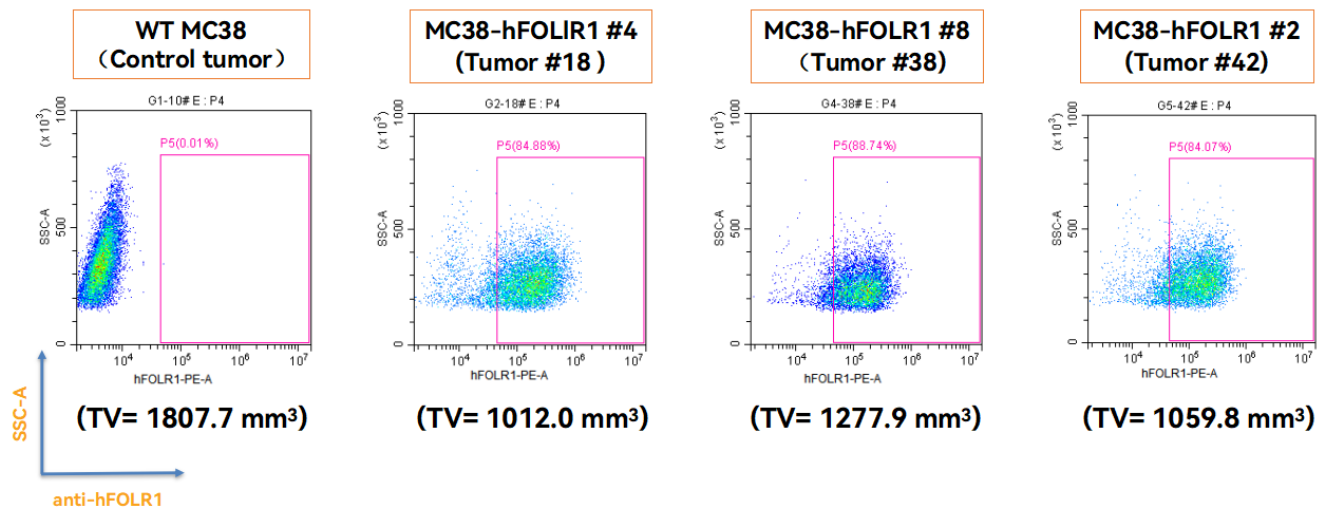


Fig4. hFOLR1 expression in tumors after *in vivo* growth of MC38-hFOLR1 in wild type C57BL/6 mice. The tumors were collected at day 26 post tumor cell inoculation.