

hAPOC3

Nomenclature	C57BL/6Smoc- <i>Apoc3</i> ^{em1(hAPOC3)Smoc}
Cat. NO.	NM-HU-225050
Strain State	Embryo cryopreservation

Gene Summary

Gene Symbol Apoc3	Synonyms	apo-CIII; apoC-III
	NCBI ID	11814
	MGI ID	88055
	Ensembl ID	ENSMUSG00000032081
	Human Ortholog	APOC3

Model Description

The endogenous mouse *Apoc3* gene was replaced by human *APOC3* gene.

*Literature published using this strain should indicate: hAPOC3 mice (Cat. NO. NM-HU-225050) were purchased from Shanghai Model Organisms Center, Inc..

Validation Data

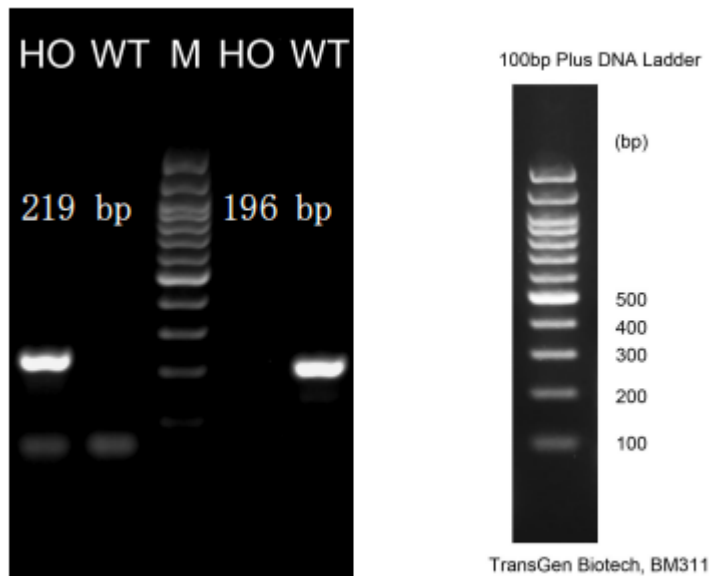


Fig1. Detection of APOC3 expression in liver by RT-PCR.

Wild type: only one band at 196 bp with primers F1/R1(mApoc3); Homozygous: only one band at 219 bp with primers F2/R2(hAPOC3). Abbr. M, DNA marker; HO, homozygous; HE, heterozygous; WT, wild type.

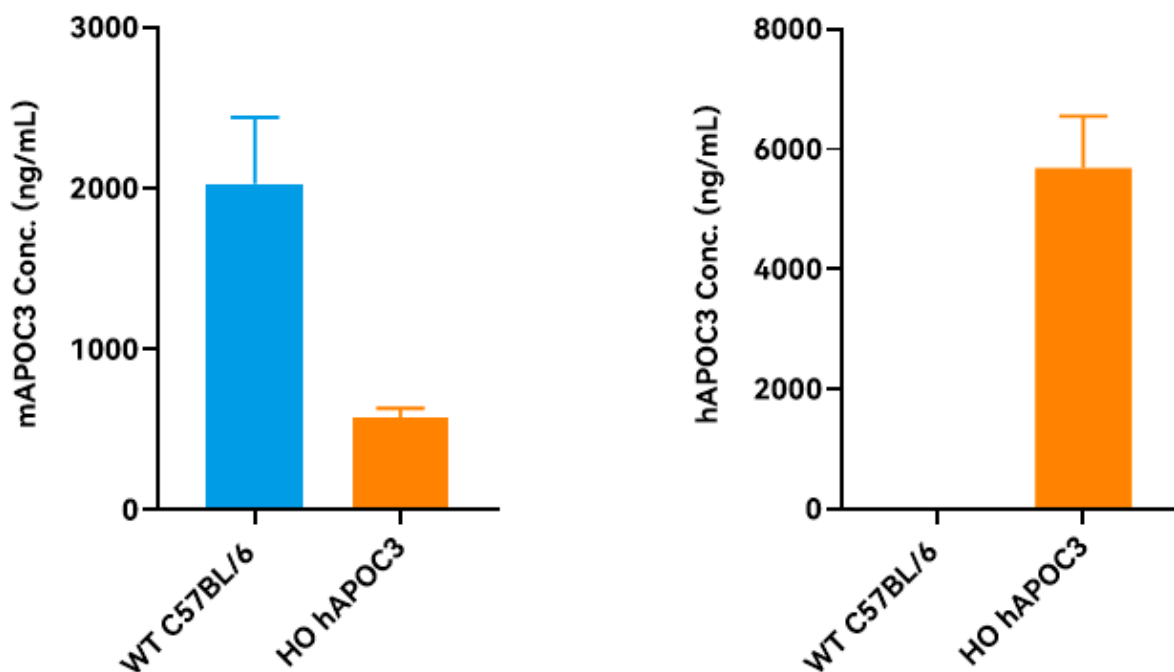


Fig2. Detection of species-specific APOC3 expression in serum by ELISA.

Abbr. HO, homozygous; HE, heterozygous; WT, wild type.

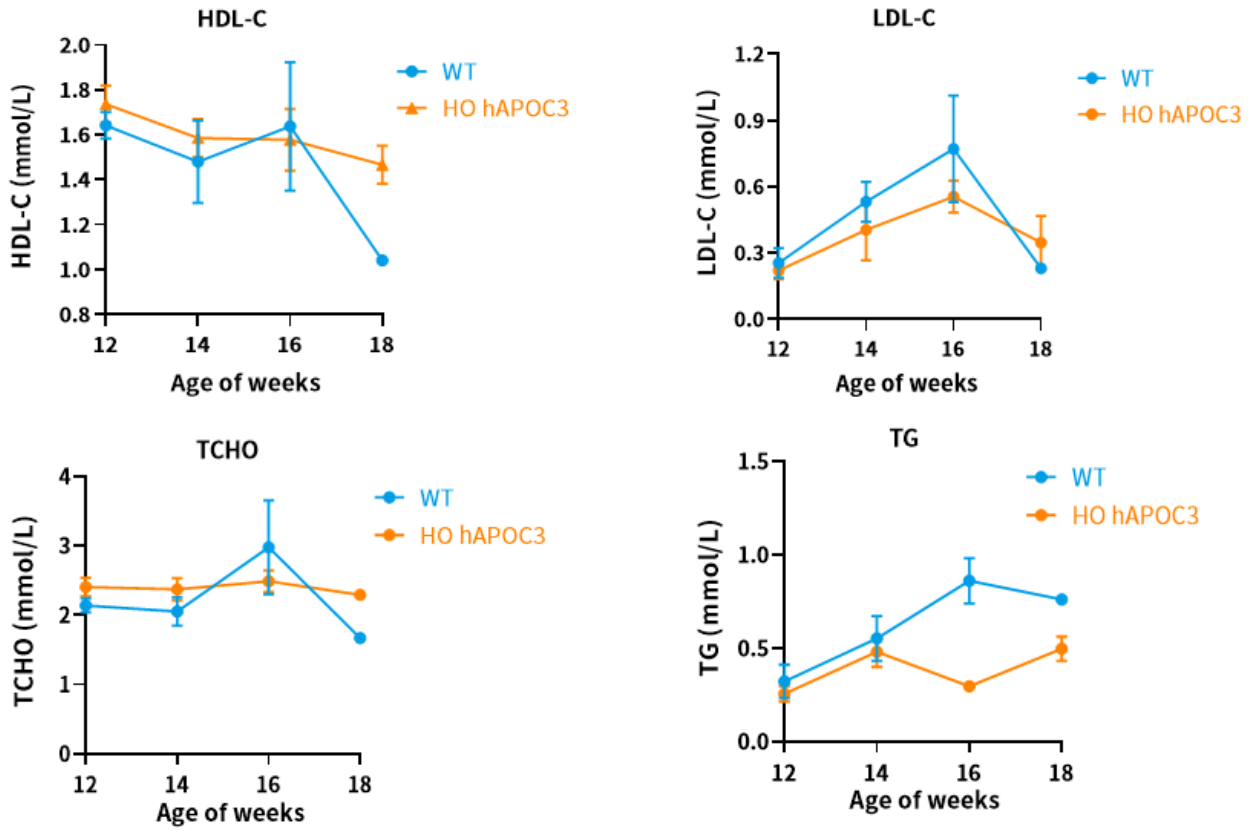


Fig3. Monitoring of blood lipids levels in hAPOC3 mice (n=3 female and 3 male).

Abbr. Hom, homozygous; WT, wild type.