

OCI-AML-3-Luc

Strain Information

Cat. NO.	NM-B33-TG01
Cell Line	OCI-AML-3-Tg(luc)/smoc
Strain State	Validation of tumorigenic capacity completed
Model	Luciferase-labeled human OCI-AML-3 cell
Description	*Literature published using this strain should indicate: OCI-AML-3-Luc cell line (Cat. NO. NM-B33-TG01) was purchased from Shanghai Model Organisms Center, Inc..

Validation Data

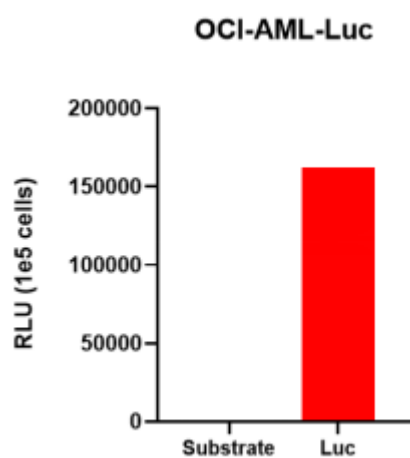


Figure 1. Luciferase activity assay of OCI-AML-3-Luc cell line

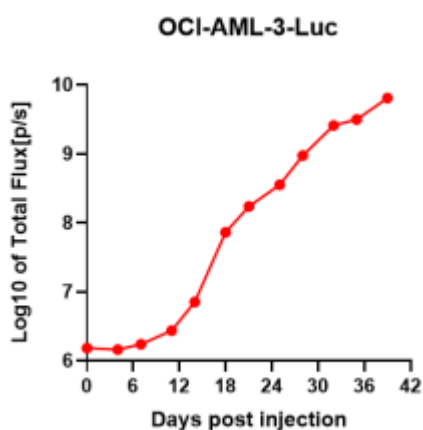


Figure 2. Signal increase curve in OCI-AML-3-Luc xenograft model (n=4)

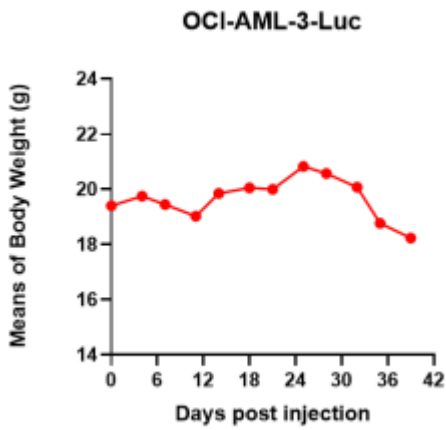


Figure 3. Body weight change of OCI-AML-3-Luc xenograft model (n=4)

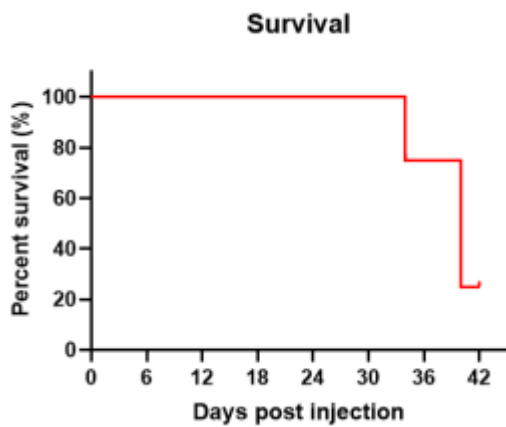


Figure 4. Survival curve of OCI-AML-3-Luc xenograft mouse model (n=4)

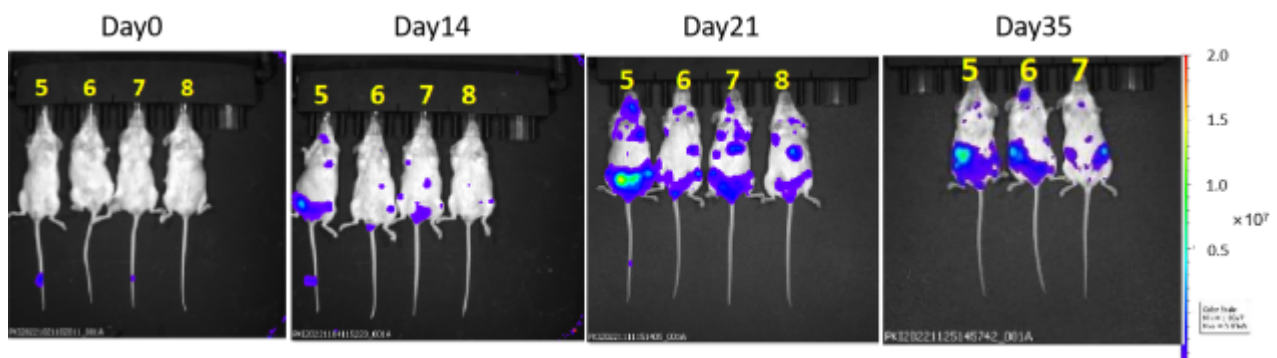


Figure 5. Bioluminescence imaging of OCI-AML-3-Luc xenograft mouse model