

hC5

Nomenclature	C57BL/6Smoc- <i>Hc</i> ^{em1(hC5)Smoc}
Cat. NO.	NM-HU-2000013
Strain State	Repository Live

Gene Summary

Gene Symbol	Synonyms	C5, He, C5a, Hfib2
	NCBI ID	15139
	MGI ID	96031
	Ensembl ID	ENSMUSG00000026874
	Human Ortholog	C5

Model Description

The endogenous mouse C5a gene was replaced by human C5 gene.

Research Application: Immunotherapy, cancer research, drug screening

*Literature published using this strain should indicate: hC5 mice (Cat. NO. NM-HU-2000013) were purchased from Shanghai Model Organisms Center, Inc..

Validation Data

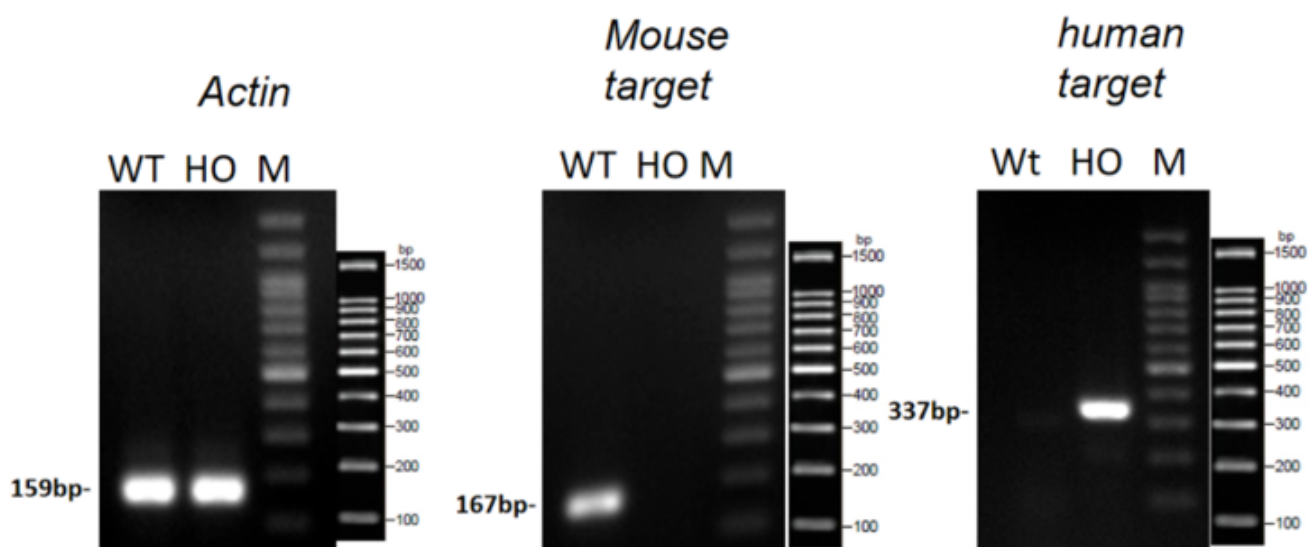


Fig 1. Detection of C5 expression by RT-PCR.

Wild type: only one band at 167 bp with primers F2/R2(mC5);

Homozygous: only one band at 337 bp with primers F1/R1(hC5).

Abbr. M, DNA marker; HO, homozygous; HE, heterozygous; WT, wild type.

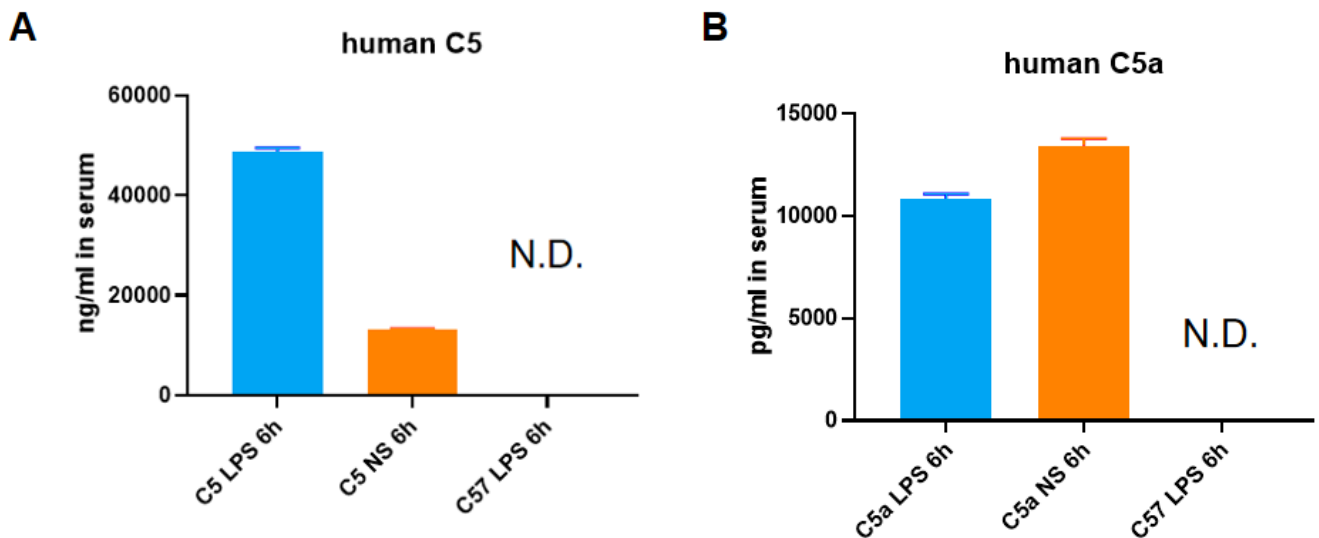


Fig 2. Analysis of humanized C5 and humanized C5a expression in serum in the humanized C5 mouse by ELISA.

The homozygous hC5 KI mice were treated with LPS or NS (3mg/kg, i.p.) for 6 hours.

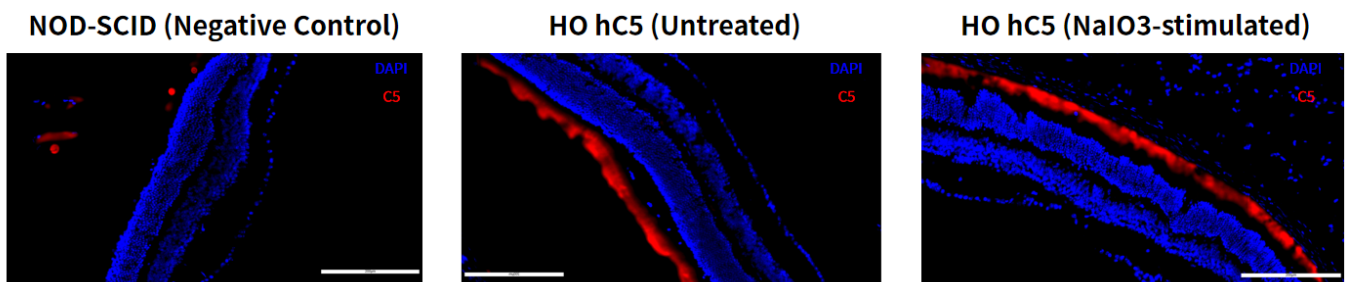


Fig 3. Detection of hC5 expression in eyes in hC5 KI mice by IF (n=3/group).