

# MC38-hFOLR1/hCD47(2)

## Strain Information

Cat. NO.	NM-S13-TM87
Cell Line	MC38- <i>Igs2</i> <sup>em(hFOLR1)</sup> <i>Cd47</i> <sup>tm(hCD47)Smoc</sup>
Strain State	Validation of tumorigenic capacity completed
Model	FOLR1/CD47 gene humanized mouse colon adenocarcinoma cell.
Description	*Literature published using this strain should indicate: MC38-hFOLR1/hCD47(2) cell line (Cat. NO. NM-S13-TM87) was purchased from Shanghai Model Organisms Center, Inc..

## Validation Data

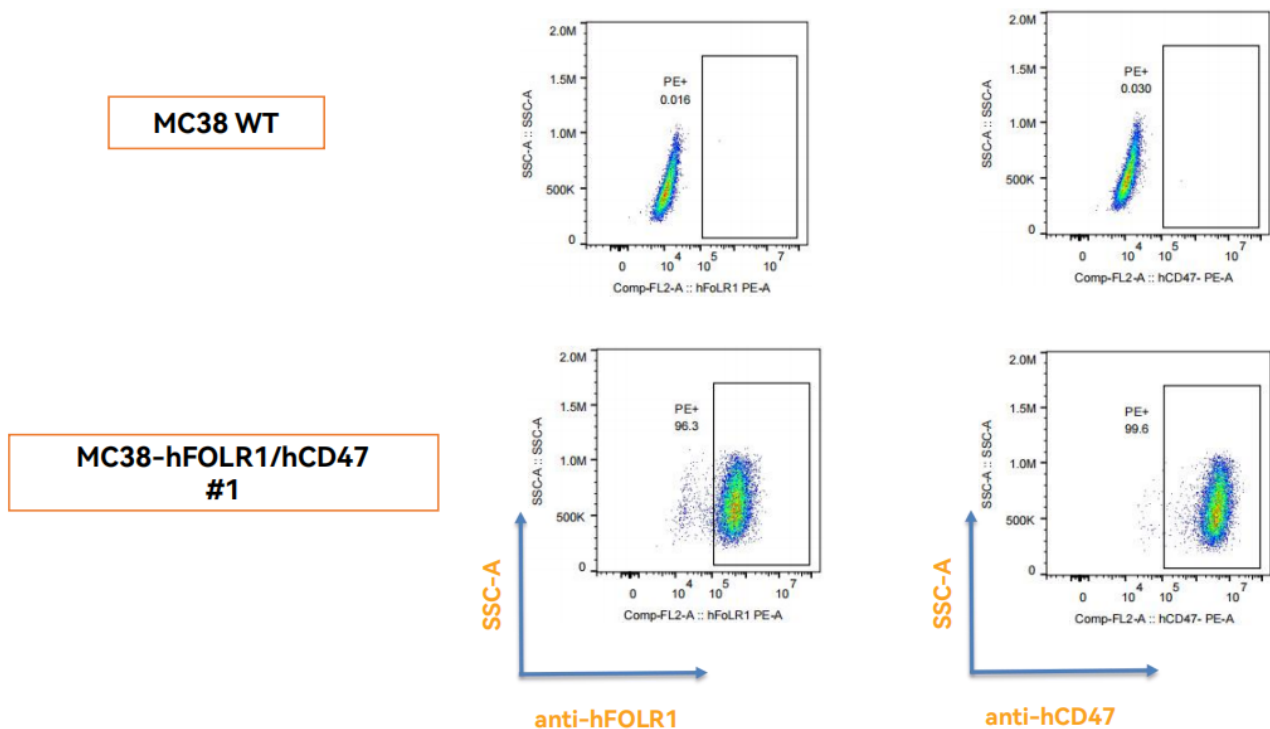


Fig1. Analysis of hFOLR1 and hCD47 expression in in vitro cultured MC38-hFOLR1/hCD47 cells by FACS.

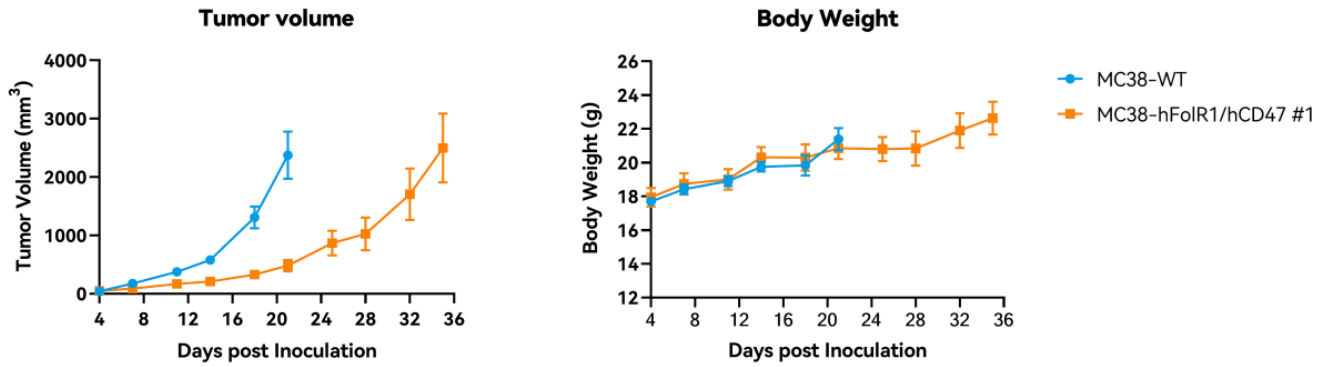


Fig2. In vivo validation of MC38-hFOLR1/hCD47 in C57BL/6 mice. C57BL/6 mice were inoculated with MC38-hFOLR1/hCD47 subcutaneously at  $1 \times 10^6$  cells /mouse inoculum for tumor development.

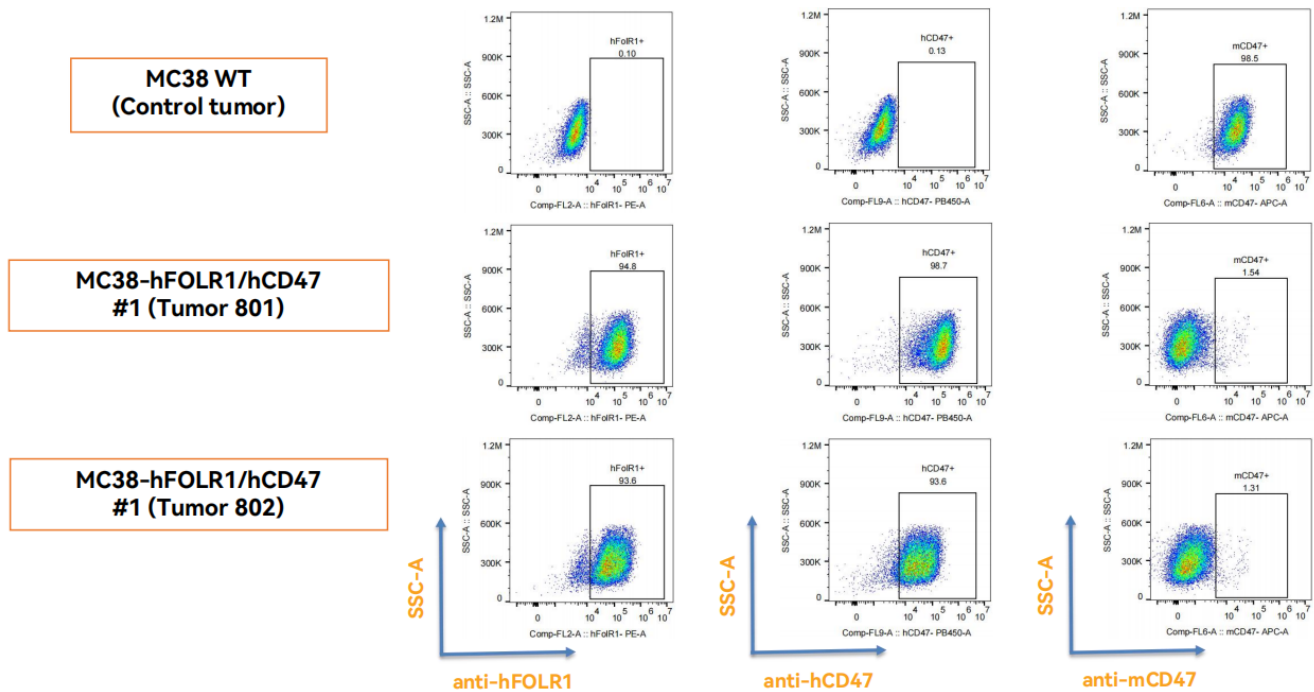


Fig3. hFOLR1 and hCD47 expression in tumors after in vivo growth of MC38-hFOLR1/hCD47 in wild type C57BL/6 mice. The tumors were collected at day 25 post tumor cell inoculation.

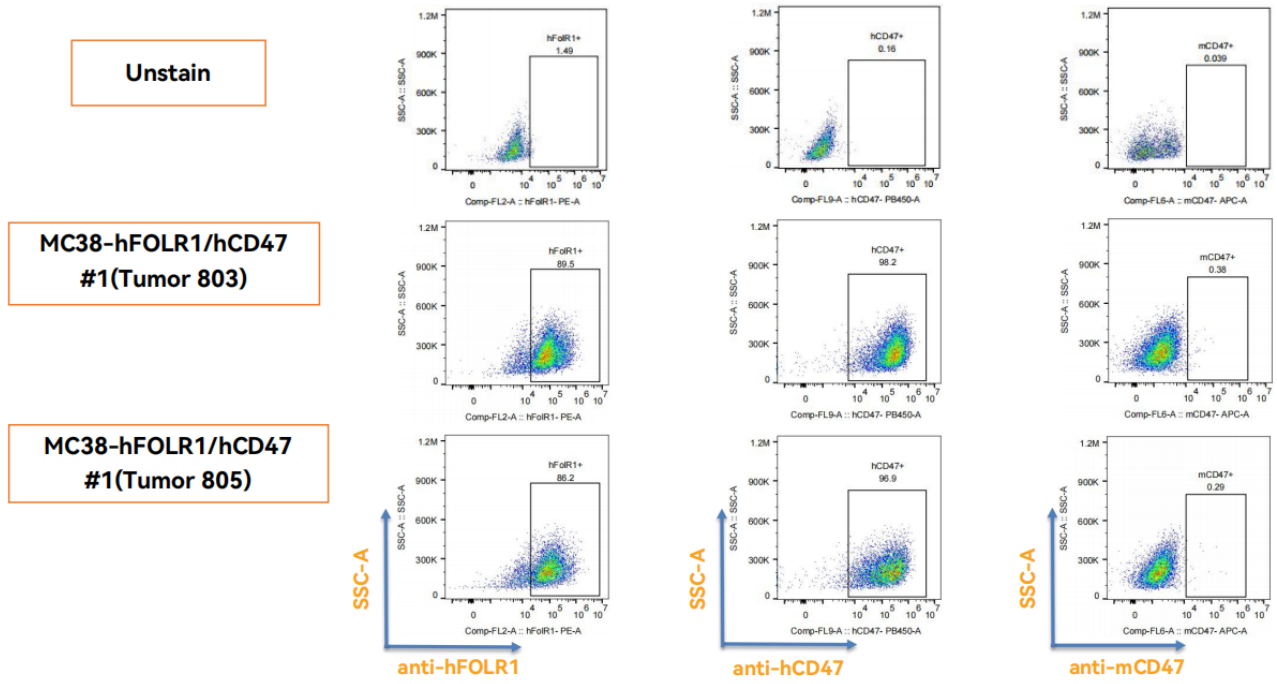


Fig4. hFOLR1 and hCD47 expression in tumors after in vivo growth of MC38-hFOLR1/hCD47 in wild type C57BL/6 mice. The tumors were collected at day 35 post tumor cell inoculation.