

hTREM2

Nomenclature	C57BL/6Smoc- <i>Trem2</i> ^{em4(hTrem2)/Smoc}
Cat. NO.	NM-HU-2000083
Strain State	Repository Live

Gene Summary

Gene Symbol Trem2	Synonyms	TREM-2; Trem2a; Trem2b; Trem2c
	NCBI ID	83433
	MGI ID	1913150
	Ensembl ID	ENSMUSG00000023992
	Human Ortholog	TREM2

Model Description

The endogenous mouse Trem2 gene was replaced by human TREM2 gene.

Research Application: Alzheimer's disease research; drug screening

*Literature published using this strain should indicate: hTREM2 mice (Cat. NO. NM-HU-2000083) were purchased from Shanghai Model Organisms Center, Inc..

Validation Data

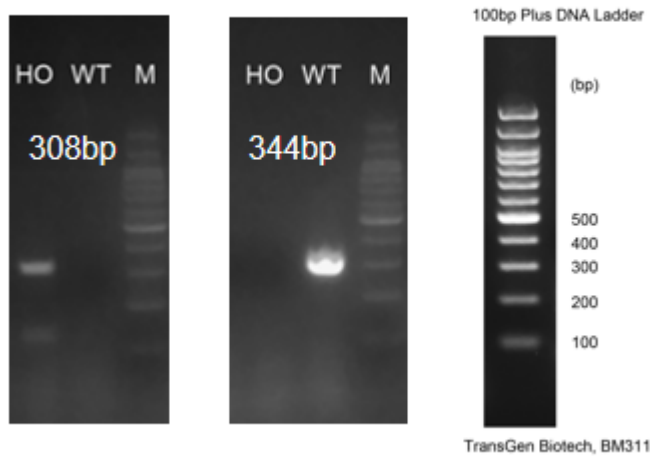


Fig1. Detection of TREM2 expression in brain by RT-PCR. Wild type: only one band at 344 bp with primers F1/R1(mTrem2); Homoygous: only one band at 308 bp with primers F2/R2(hTREM2); Abbr.. M, DNA marker; HO, homozygous; HE, heterozygous; WT, wild type.

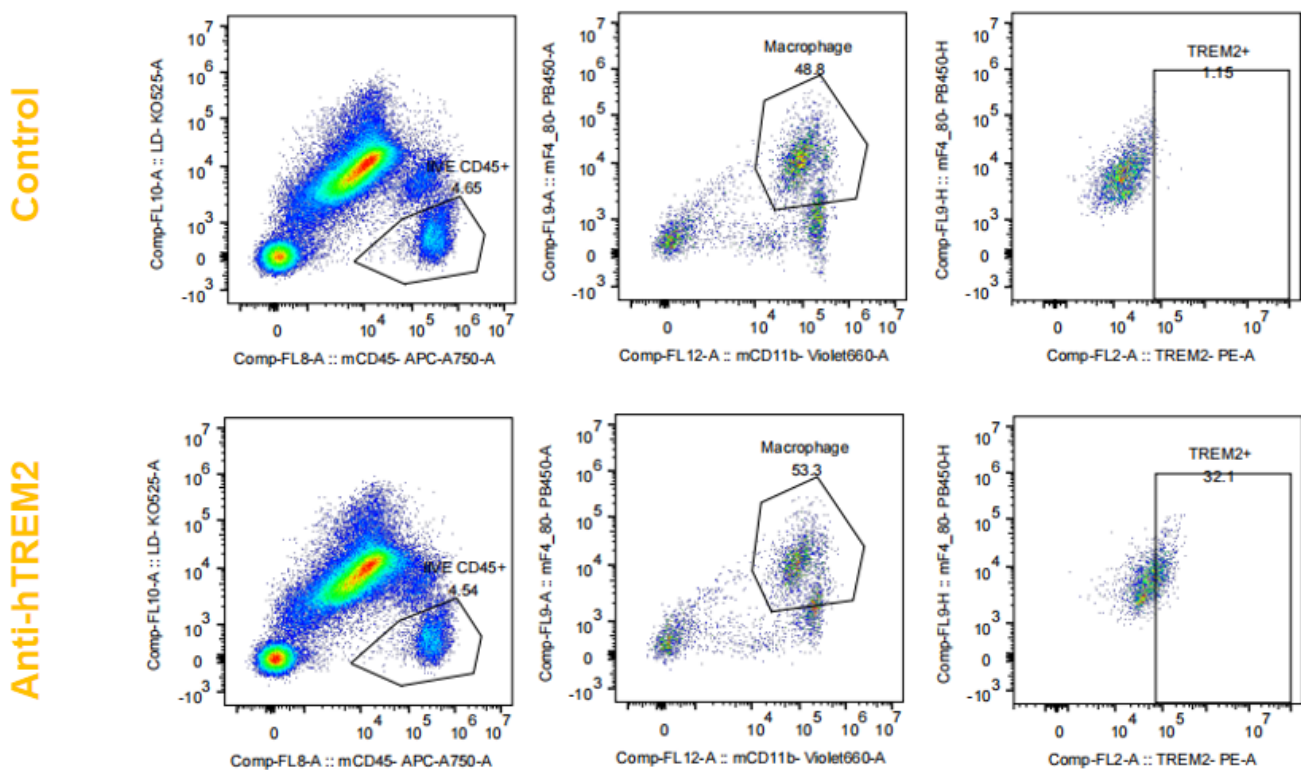


Fig2. hTREM2 Expression in Tumor-infiltrating Macrophages in hTREM2 Mice Bearing MC38 Syngenic Tumors. (Anti-hTREM2 antibody provided by the third party)

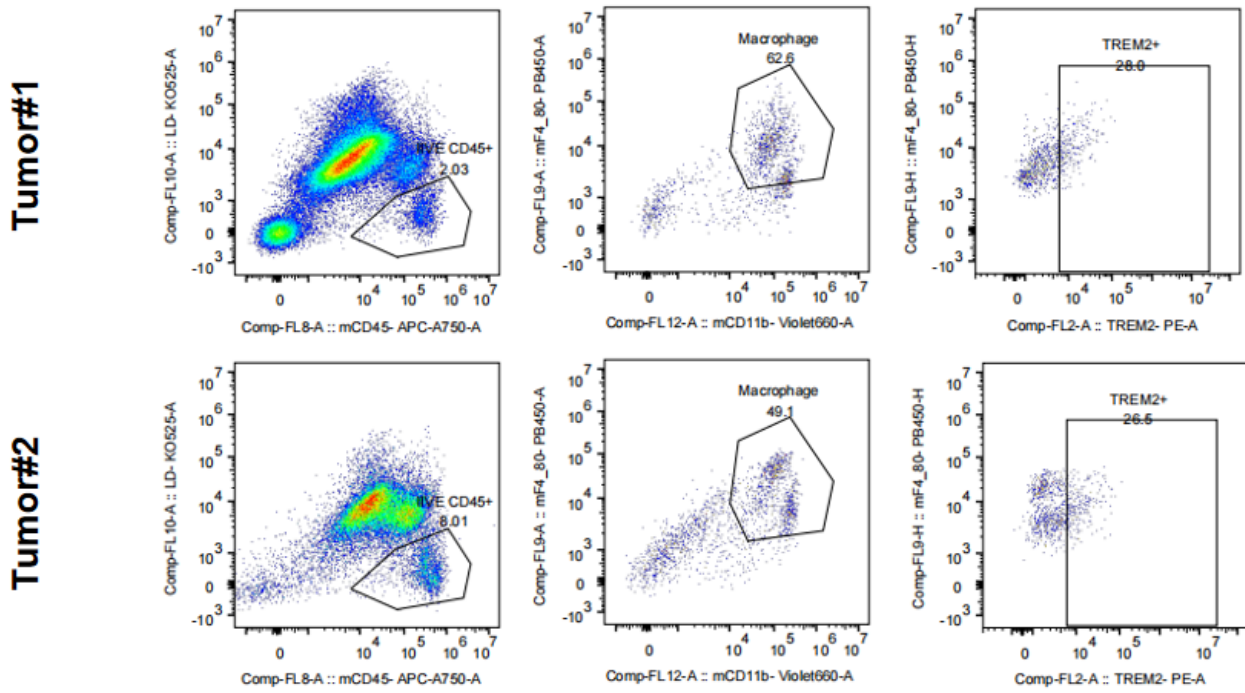


Fig3. hTREM2 Expression in Tumor-infiltrating Macrophages in hTREM2 Mice Bearing MC38 Syngenic Tumors. (The commercial Anti-hTREM2 antibody has cross reactivity with mouse TREM2)