

Ntrk2-CreERT2

Nomenclature	C57BL/6Smoc- <i>Ntrk2</i> ^{em1(CreERT2-WPRE-polyA)Smoc}
Cat. NO.	NM-KI-200146
Strain State	Sperm cryopreservation

Gene Summary

Gene Symbol Ntrk2	Synonyms	Tkrb; trkB; trk-B; GP145-TrkB/GP95-TrkB
	NCBI ID	18212
	MGI ID	97384
	Ensembl ID	ENSMUSG00000055254
	Human Ortholog	NTRK2

Model Description

A CreERT2-WPRE-polyA expression cassette was knocked into the Ntrk2 gene start codon site. Ntrk2 encodes the tropomyosin receptor kinase B (TrkB), transmission through which neurotrophic factors modify differentiation, plasticity, and synaptic transmission. When these Ntrk2-CreERT2 mice are bred with mice containing a loxP-flanked sequence of interest, tamoxifen-inducible, Cre-mediated recombination will result in deletion of the flanked sequences in Ntrk2 expressing cells.

Research Application: Cre recombinase tool; Neuroscience

*Literature published using this strain should indicate: Ntrk2-CreERT2 mice (Cat. NO. NM-KI-200146) were purchased from Shanghai Model Organisms Center, Inc..

Validation Data

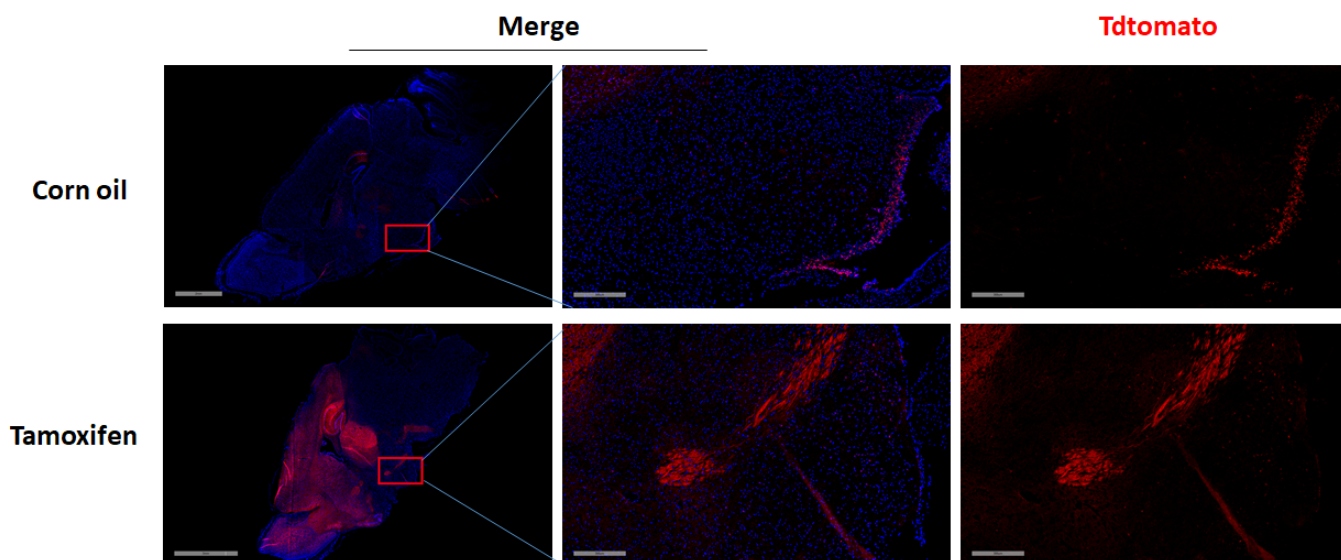


Fig. 1 CreERT2-mediated recombination in the multiple brain regions of Ntrk2-CreERT2; Rosa26-tdTomato mice after tamoxifen treatment.

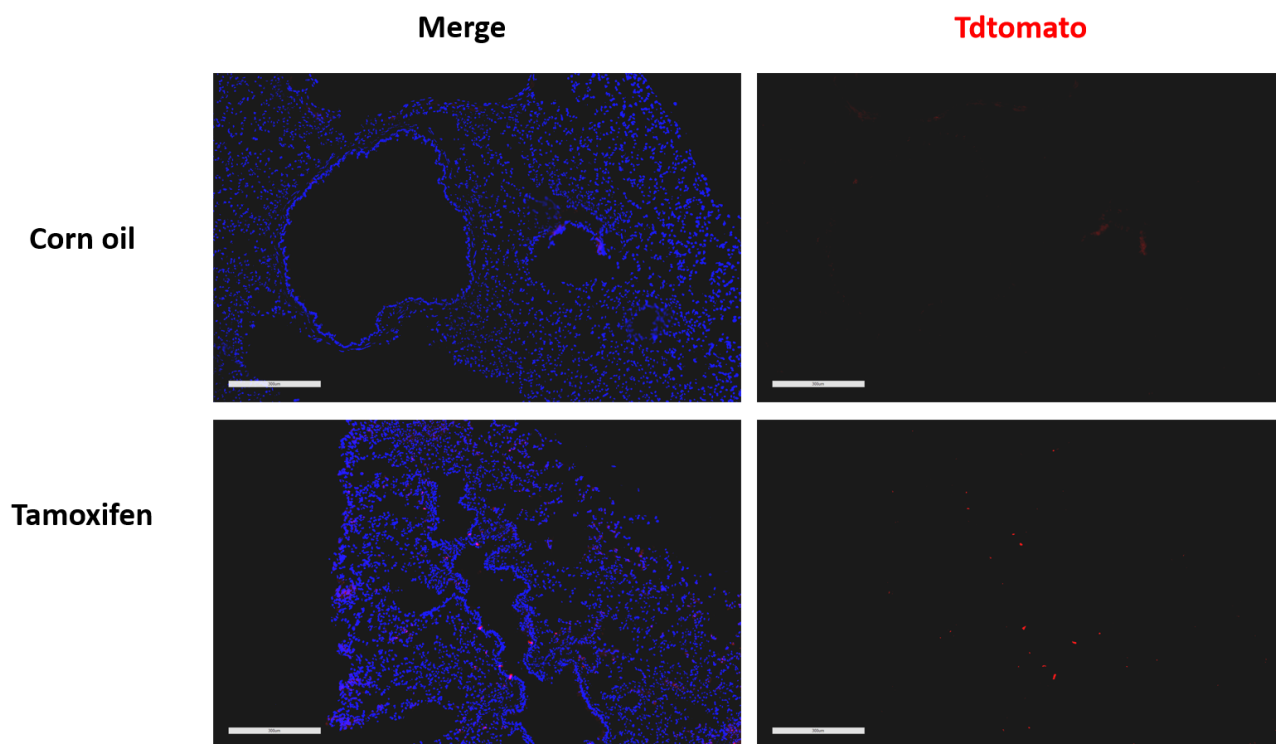


Fig. 2 CreERT2-mediated recombination in individual cells in the lungs of Ntrk2-CreERT2; Rosa26-tdTomato mice after tamoxifen treatment.

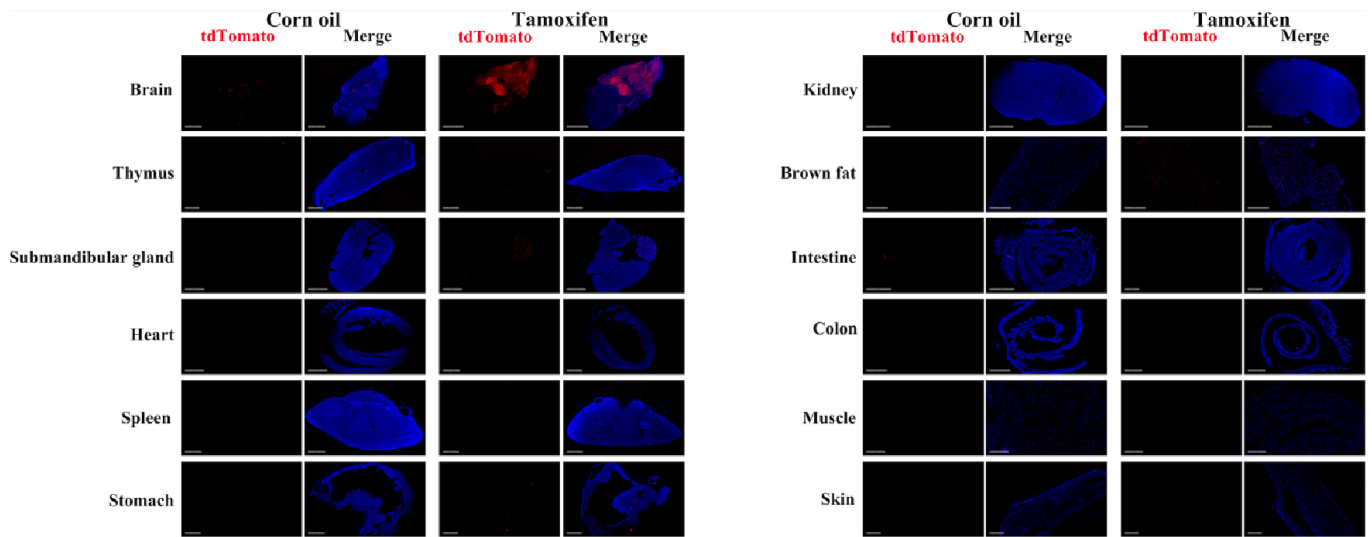


Fig. 3 Tdtomato was also abundantly expressed in brown fat, and expressed in thymus, salivary gland, spleen, large intestine, stomach and skin. There was a small amount of expression in kidney, and no expression in the heart, small intestine and muscle. (For more information please contact: 400-728-0660.)